



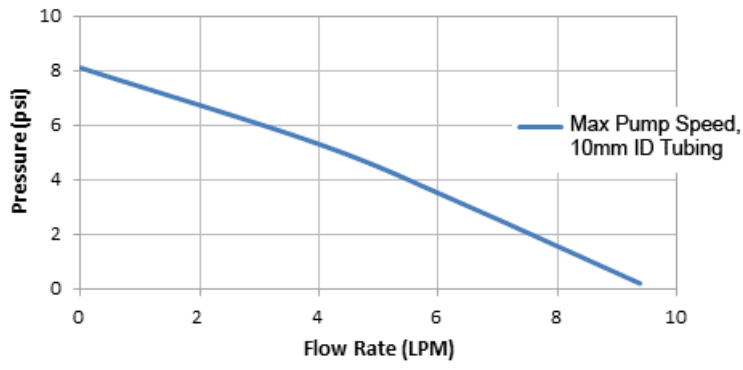
ERM-3K3UA is a rack-mountable or free standing ambient liquid cooling system. This model contains a nine x 120mm fan aluminum radiator, providing roughly 2700W of cooling with a 25°C ambient delta. Just add tubing, fittings, [coolant](#), and connect to your cold plate(s).

- Cooling capacity: 2700W (9213BTU/hr) with 25°C liquid-ambient delta @ 6.8LPM
 - Radiator fan speed: Configure a dynamic fan ramp based on min/max temperature set points, or set manually
 - Pump: 10 manual levels, up to 9.2LPM (2.4GPM)
 - Show flow rate in LPM or GPM (optional Koolance [flow meter](#) required)
 - Show pump and fan RPM
 - Select only the values you want displayed
 - Adjust alarm and relay trigger independently for all 3 temperature sensors
- Relay trigger can be configured as NO or NC
 - Power input: 110/220VAC 50/60Hz
 - Can be powered on/off via front switch, computer, or other 12VDC signal
 - Reservoir capacity: 2.5l (0.66gal)
 - G 1/4 BSPP threads on back for fittings

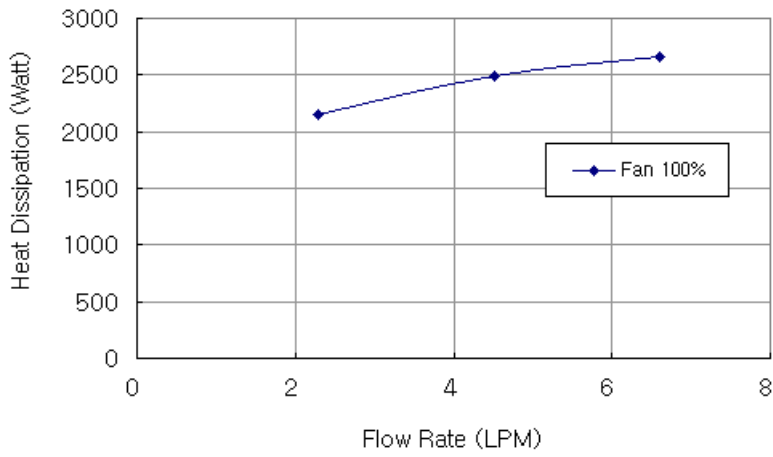
A prominent white LED-lit reservoir displays the coolant level, combining a waterfall effect when placed upright. The cooling system can be positioned in multiple ways. Feet are included for vertical tower or horizontal orientations, with fans facing up or down. The unit also fits within a 3U profile and includes rack mountable ears. The front display can be rotated for these positions by hand. NOTE: 3 x 700mL bottles of coolant is recommended for this system.

General	
Weight	28.60 lb (12.97 kg)
Fitting Thread	G 1/4 BSPP
Max Pressure Tolerance @ 25°C	2kgf/cm2 (28.5psi)
Max Temp. Operating Tolerance	60°C (140°F)
Noise (dBA)	30-54
Cooling Systems	
Cooling Capacity	2700W (9213BTU/hr) @ 25°C liquid-ambient (25°C dT)
Display Type	OLED
Max Flow Rate (10-13mm ID)	9.2LPM (2.4GPM)
Max Power Consumption	90W
Max Static Pressure (10-13mm ID)	0.6kgf/cm2 (8psi)
Power Source	110/220 VAC, 50-60Hz
Radiator	Aluminum, 9 x 120mm fans
Temperature Sensors	10K Thermistors

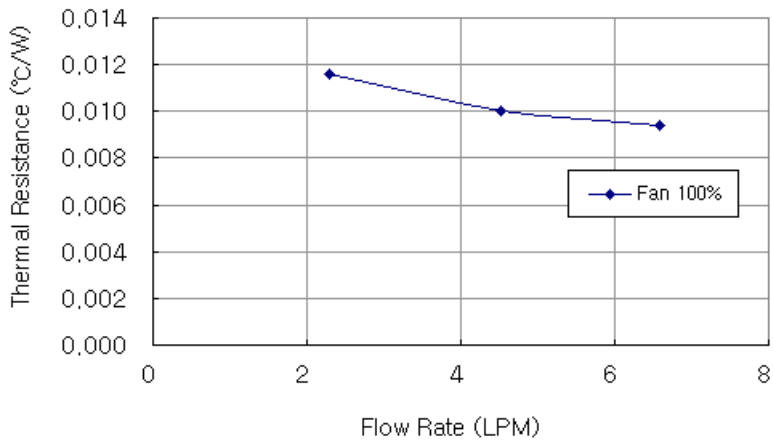
ERM-3K3UA Pump Output

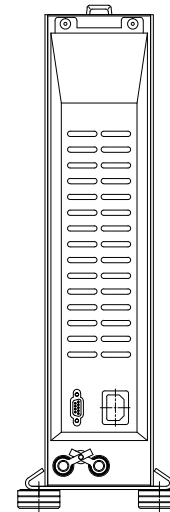
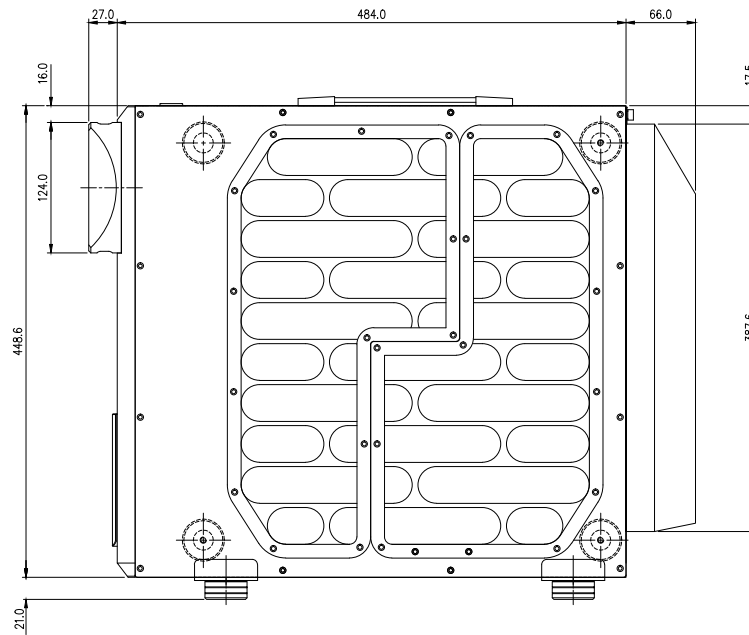
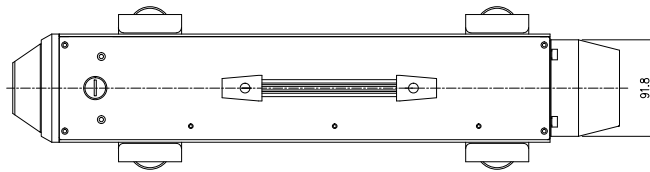
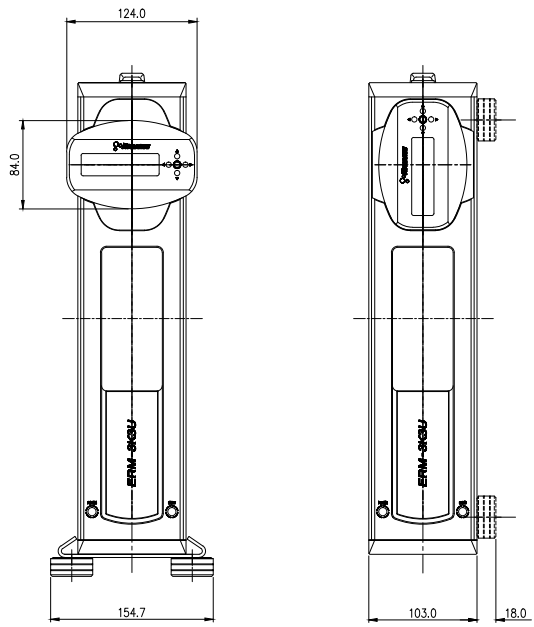


ERM-3K3UA
($\Delta T = \text{Inlet Water} - \text{Ambient} = 25^\circ\text{C}$)



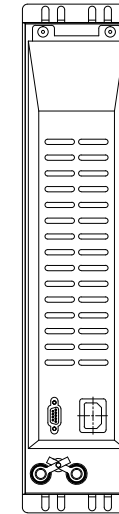
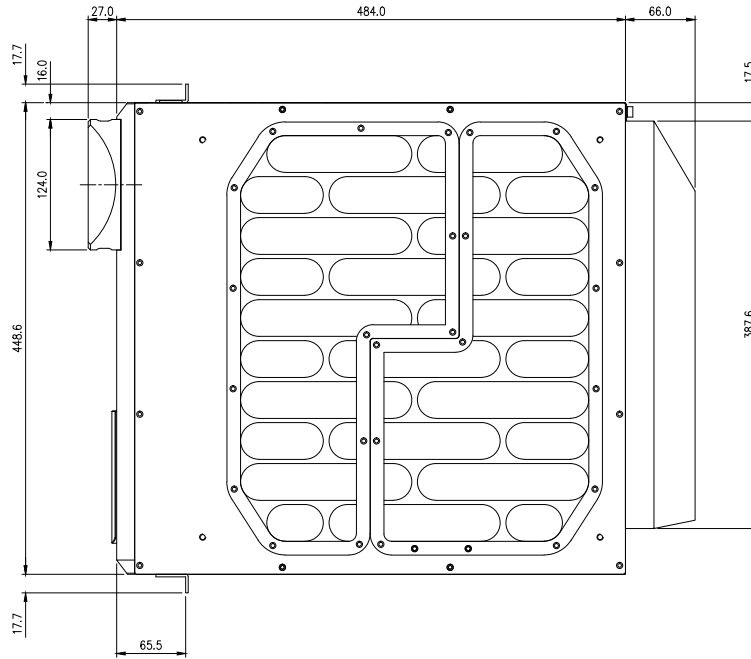
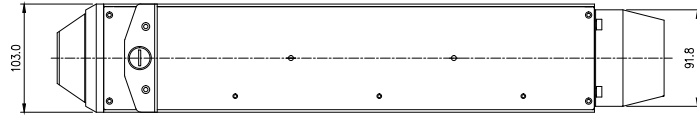
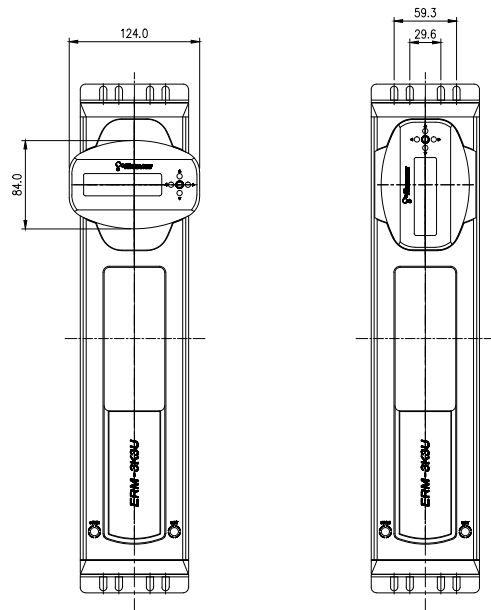
ERM-3K3UA
($\Delta T = \text{Inlet Water} - \text{Ambient}$)





REV	DATE	CONTENTS	REVD BY	CHKD BY	APPD BY
REVISION					

NO.		DESCRIPTION			MATER'L		QUANTITY	REMARKS
		KOOLANCE inc.			UNIT	MM	ITEM	ERM-3K3UA/C
		DECIMAL PLACES	INCHES	MILLIMETRES	SCALE	N/S	TITLE	Ass'y
		.XXX	±.005	±0.1				
		.XX	±.010	±0.3				
		.X	±.020	±0.5				
DATE	BY	BY	BY	APPRO BY	ANGULAR DIMENSIONS		3RD ANGLE	
	A.K.SONG				XX°	±0.5°	CODE NO.	DWG. NO.
					XX.X°	±0.1°		PAGE
					SURFACE ROUGHNESS	SURFACE		
					.63	1.6		



REV	DATE	CONTENTS	REVD BY	CHKD BY	APPD BY

NO.		DESCRIPTION			MATER'L		QUANTITY	REMARKS
		KOOLANCE inc.			UNIT	MM	ITEM	ERM-3K3UA/C
		DECIMAL PLACES	INCHES	MILLIMETRES	SCALE	N/S	TITLE	Ass'y
		.XXX	±.005	±0.1				
		.XX	±.010	±0.3				
		.X	±.020	±0.5				
DATE	BY	BY	BY	APPRO BY	ANGULAR DIMENSIONS		3RD ANGLE	
	A.K.SONG				XX°	±0.5°	CODE NO.	DWG. NO.
					XX.X°	±0.1°		PAGE
					SURFACE ROUGHNESS	SURFACE SURFACE		
						.63 1.6		